

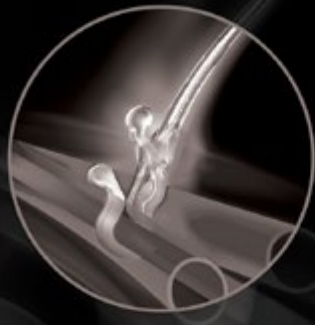
ADHESIVE *TUBE ELECTRODE*

for EMG signal acquisition at the vocal cord muscles

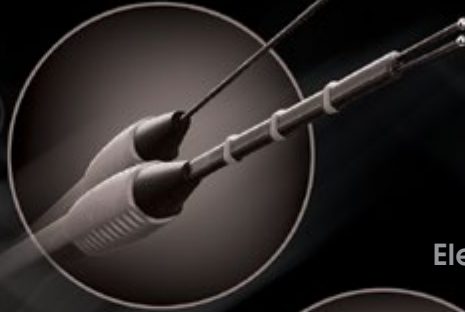
- ▶ Wafer-thin
- ▶ Ultra-elastic
- ▶ Generously sized



Saxophone Electrode




Disposable Handheld Probe



Electrode Tube



Adhesive Tube Electrode



AVALANCHE® SI -
Multimodal
Neuromonitor



- Large electrode surface ensures outstanding signal quality
- Excellent signal acquisition due to high positional tolerance
- Easy handling by numbered application papers
- Accurate alignment by visible reference line
- Marking for optimal cuff spacing

Scan for further information



DR. LANGER
M E D I C A L

Dr. Langer Medical GmbH
Am Bruckwald 26
79183 Waldkirch / Germany

Fon +49 (0) 7681- 47 45 4 - 0
Fax +49 (0) 7681- 47 45 4 - 29

www.medical-langer.de
info@medical-langer.de

the art of neuromonitoring

Subject to technical modifications. Errors and omissions excepted.
Version 3.00-2018-12-12. Copyright© Dr. Langer Medical GmbH 2019